



# The Dream Cooperative: A Community Need in the Upper Cumberland

## Developmental Disability Rate in TN

(Including diagnoses such as Autism Spectrum Disorder, Intellectual Disability, Down Syndrome, Spina Bifida, & Cerebral Palsy)

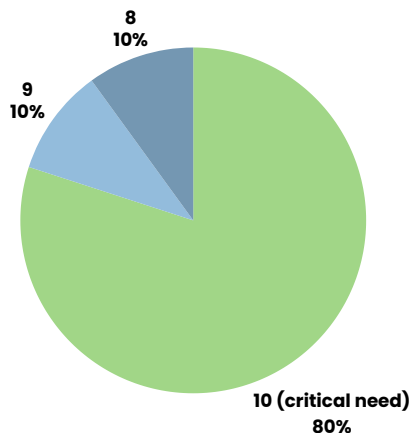
**~ 160,000 individuals<sup>1</sup>**

**only ~ 9% of those individuals receive needed long-term support<sup>1</sup>**

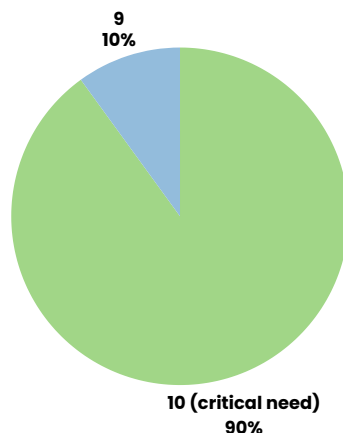
**15.63%** of respondents to the UCHRA (Upper Cumberland Human Resource Agency) Community Needs Assessment Survey, **indicated one of the top needs in the community was having more wrap around services or supports for individuals with disabilities.**<sup>2</sup>

## Results from Dream Cooperative Needs Assessment Survey from Key Stakeholders (Caregivers & Therapy Professionals)

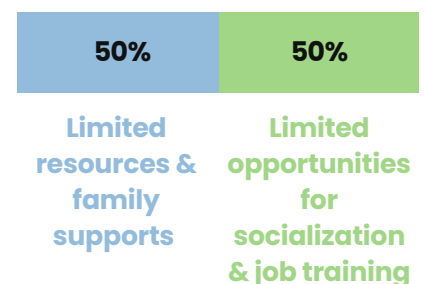
### Perceived community need according to Caregivers:



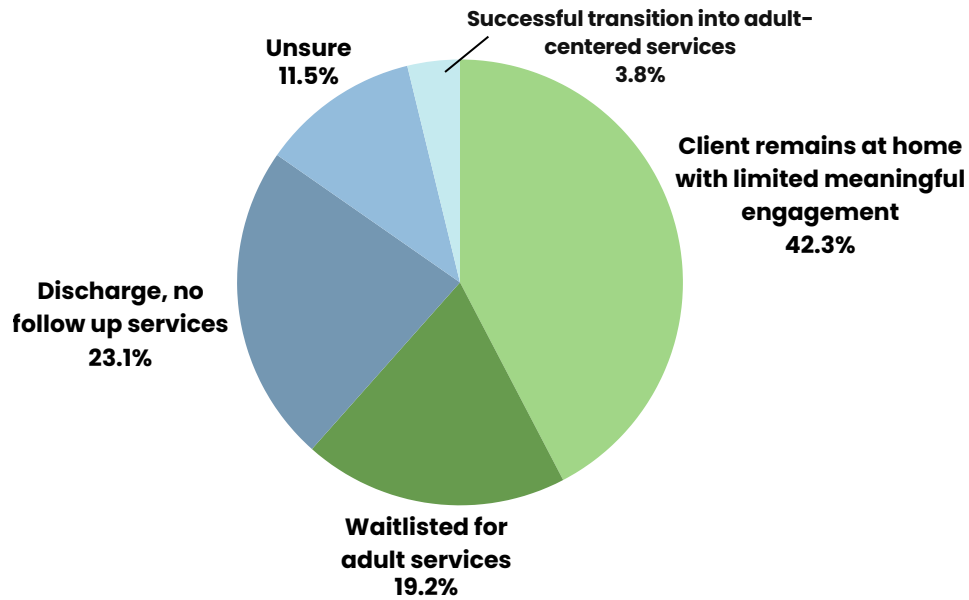
### Perceived Community Need according to Therapy Professionals:



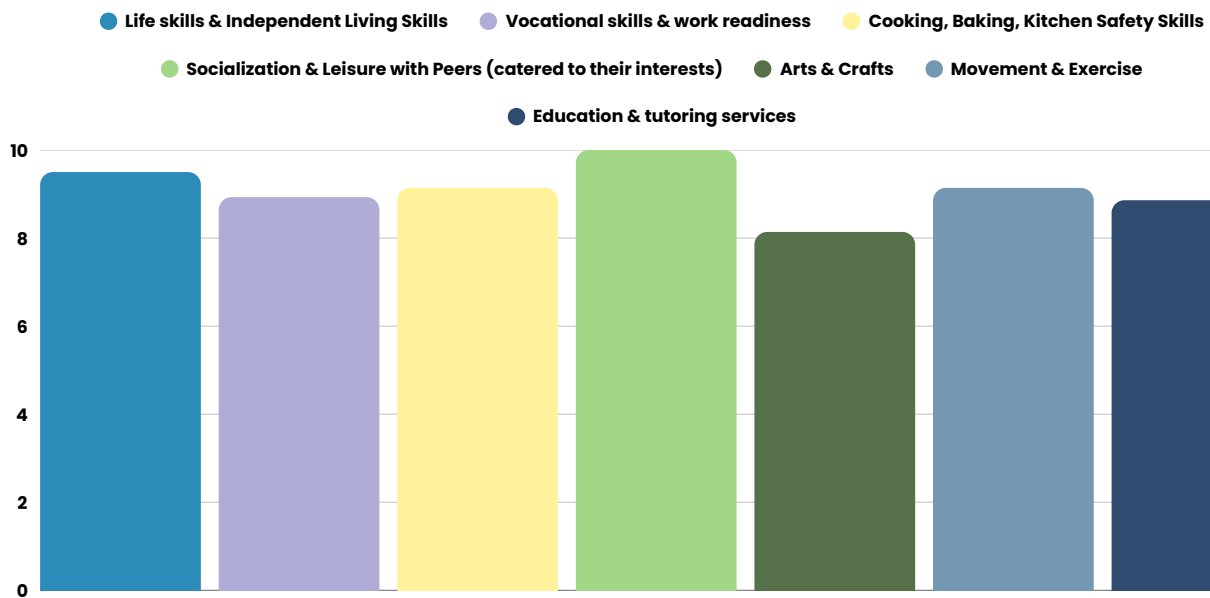
### Therapy Professionals' perspectives on the biggest service gaps Clients face during the transition to adulthood:



## What therapy professionals most commonly report happening after client's (individuals with disabilities) age out of pediatric therapy:



## Value placed on Dream Cooperative program components by therapy professionals:



## References

1. Tennessee Council on Developmental Disabilities. (2021). *TN developmental disability data*. <https://www.tn.gov/cdd/who-we-are/tn-disability-data.html>
2. Upper Cumberland Human Resource Agency. (2023). *Community needs assessment*. <https://uchra.org/wp-content/uploads/2023/08/UCHRA-2023-Community-Needs-Assessment-Web-Ready.pdf>